



KANUNGU HEALTH CENTRE IV
KATATE HOSPITAL PROJECT

KEY PERFORMANCE INDICATORS HIGHLIGHTING IMPACT OF PROJECT INITIATIVES APR- JUN, 2022:

S/N	INDICATOR	APR 2019	APR 2020	APR 2021	APR 2022	MAY 2019	MAY 2020	MAY 2021	MAY 2022	JUN 2019	JUN 2020	JUN 2021	JUN 2022	AVE. 2019	AVE. 2020	AVE. 2021	AVE. 2022
1	OPD ATTENDANCE	1750	1214	1429	2211	1348	792	1025	1554	1376	1658	1131	1363	1491	1221	1195	1710
2	ANC ATTENDANCES	177	213	73	215	183	260	72	245	193	204	173	233	184	226	106	231
3	DELIVERIES IN UNIT	26	91	86	84	25	78	59	102	38	81	69	126	30	83	71	104
4	DELIVERY REFERRALS TO OTHER UNITS	23	00	04	00	21	00	06	00	14	02	00	03	19	01	03	01
	FROM OTHER UNITS	00	00	00	02	00	00	00	01	00	00	00	00	00	00	00	01
5	CEASAREAN SECTION	00	29	18	24	00	35	16	33	00	26	29	56	00	30	21	38
6	OTHER MAJOR SURGICAL OPERATIONS	00	01	18	10	00	01	02	01	00	03	02	03	00	02	07	05
7	MINOR SURGICAL OPERATIONS	04	18	09	08	02	12	08	07	02	17	07	08	03	16	08	08
8	OBS ULTRASOUND SCAN	00	116	84	116	00	85	69	117	00	106	59	100	00	102	71	111
9	OTHER USS INVESTIGATIONS	00	00	00	95	00	00	00	88	00	00	00	74	00	00	00	79
10	HB ESTIMATION	04	06	06	106	01	09	08	116	04	33	11	100	03	16	08	108
11	STAFF CMES	00	01	03	02	01	04	01	06	00	03	02	05	01	03	02	05
12	PRIVATE WARD USERS	00	06	35	11	00	05	29	16	00	05	16	14	00	05	27	14
13	BLOOD UNITS USED	01	05	09	11	01	04	06	08	02	07	07	10	01	05	07	10
14	ADMISSIONS/GW	78	89	260	331	84	117	251	194	143	275	169	233	101	160	227	253
15	PAID-FOR LAB TESTS	00	00	35	105	00	06	34	65	00	46	36	101	00	17	35	91
16	DRS' CONSULTATIONS	00	00	195	211	00	32	91	198	00	47	66	206	00	26	117	205

CHAPERONE INTER
13 OCT



KAMUNGU HEALTH CENTRE IV- KATAATE HOSPITAL PROJECT

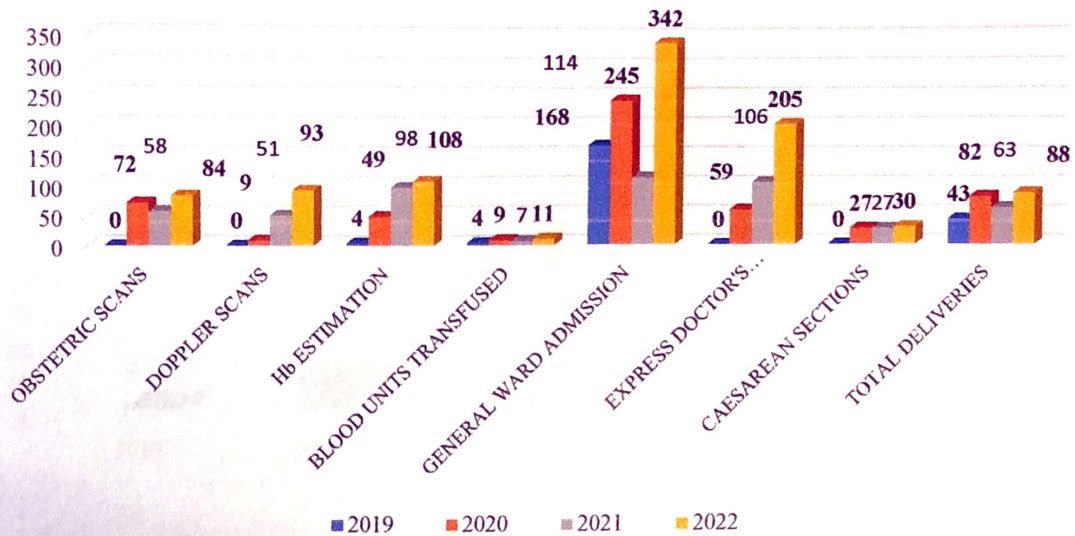


KEY PERFORMANCE INDICATORS HIGHLIGHTING IMPACT OF PROJECT INTERVENTIONS: JULY-SEPT,2022:

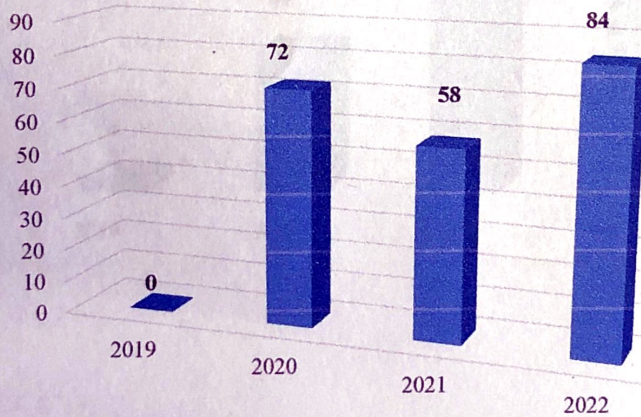
INDICATOR	JULY 2019	JULY 2020	JULY 2021	JULY 2022	AUG 2019	AUG 2020	AUG 2021	AUG 2022	SEPT 2019	SEPT 2020	SEPT 2021	SEPT 2022	AVE. 2019	AVE. 2020	AVE. 2021	AVE. 2022
OPD ATTENDANCE	1804	1239	1183	1825	1702	1077	822	607	1710	1419	578	1477	1739	1245	861	1303
ANC TOTAL ATTENDANCE	171	237	205	261	182	220	217	250	187	196	188	162	180	218	204	225
TOTAL DELIVERIES	42	87	56	89	43	81	67	93	43	77	65	80	43	82	63	88
CAESARIAN SECTION	00	24	28	38	00	35	23	36	00	20	28	16	00	27	27	30
DELIVERY REFERRALS TO OTHER UNITS	15	05	03	04	18	04	04	02	13	06	01	01	16	05	03	03
DELIVERY REFERRALS FROM OTHER UNITS	02	09	02	09	03	09	03	06	03	08	05	11	03	09	04	09
OTHER MAJOR SURGICAL OPERATIONS	00	01	01	05	00	00	04	07	00	03	01	01	00	02	02	05
MINOR SURGICAL OPERATIONS	01	14	04	08	03	09	06	07	02	02	05	04	02	13	05	07
OBSTETRIC ULTRASOUND SCAN INVESTIGATIONS	00	87	67	101	00	71	41	83	00	57	65	67	00	72	58	84
OTHER ULTRASOUND SCAN INVESTIGATIONS (Incl. Doppler)	00	13	60	123	00	08	48	58	00	06	43	96	00	09	51	93
HB ESTIMATION	05	38	103	201	02	55	86	70	04	54	104	53	04	49	98	108

CHAPERONE

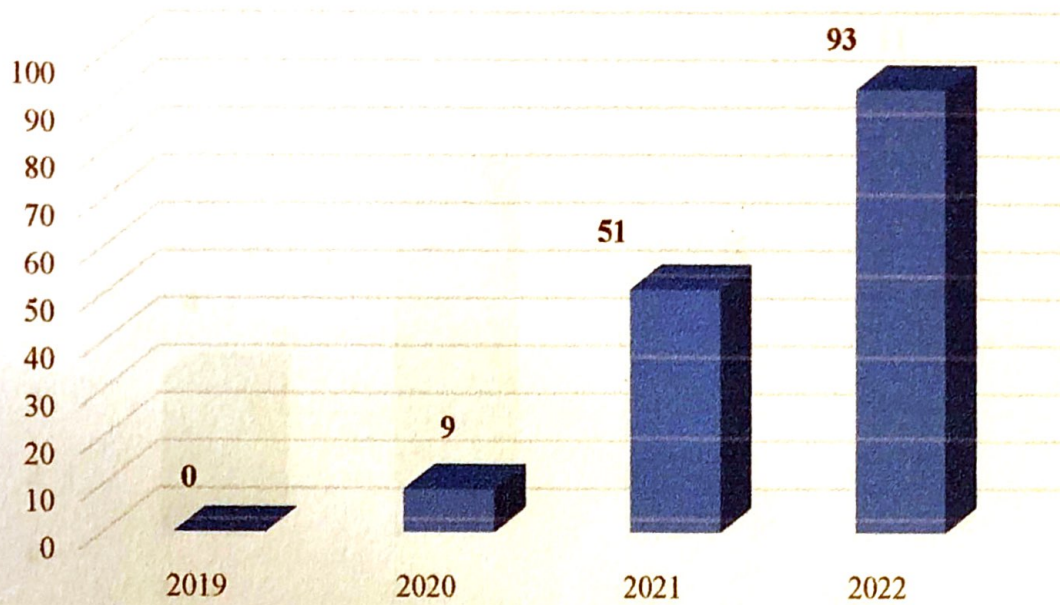
AVERAGE KEY PERFORMANCE INDICATORS



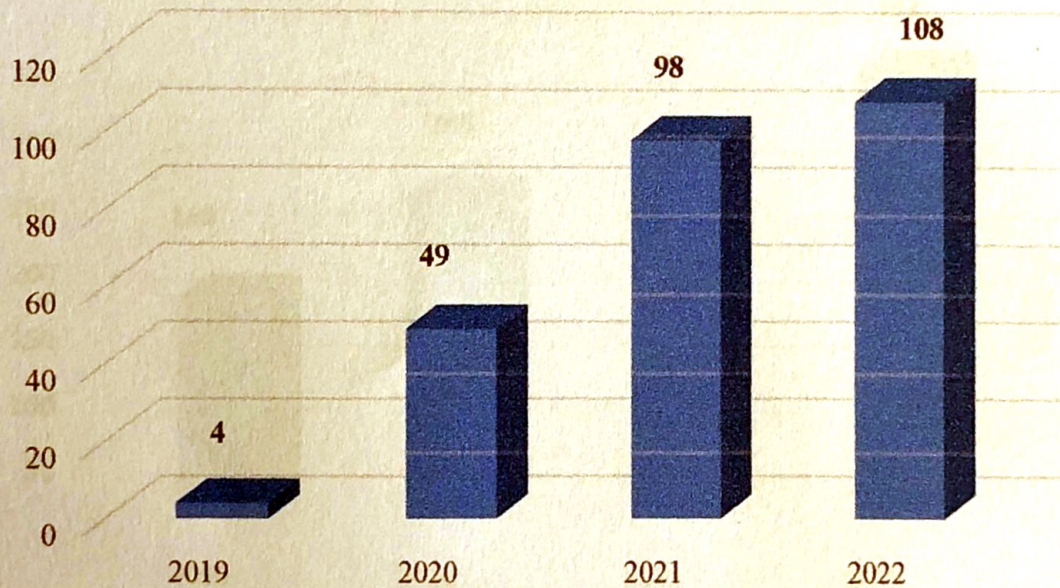
AVERAGE OBSTETRIC SCANS



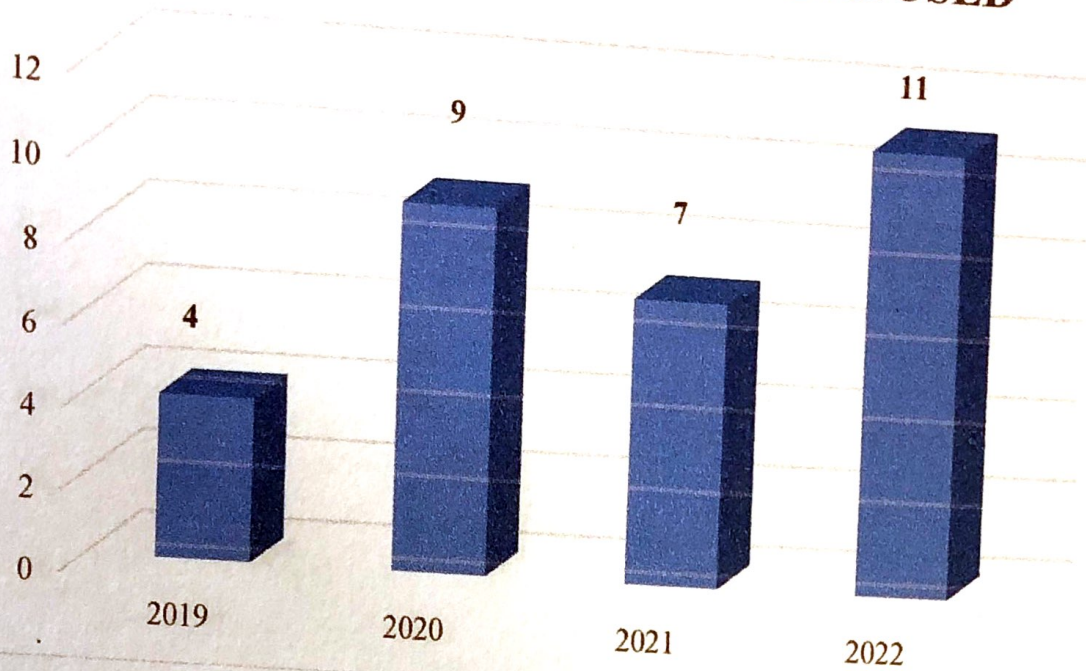
AVERAGE DOPPLER SCANS



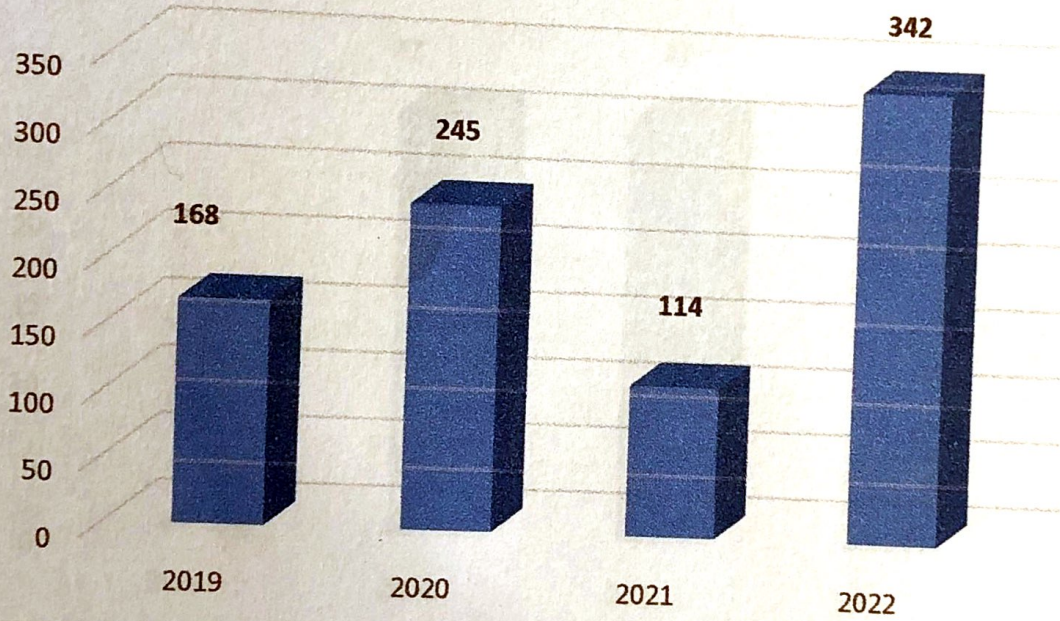
AVERAGE Hb ESTIMATION



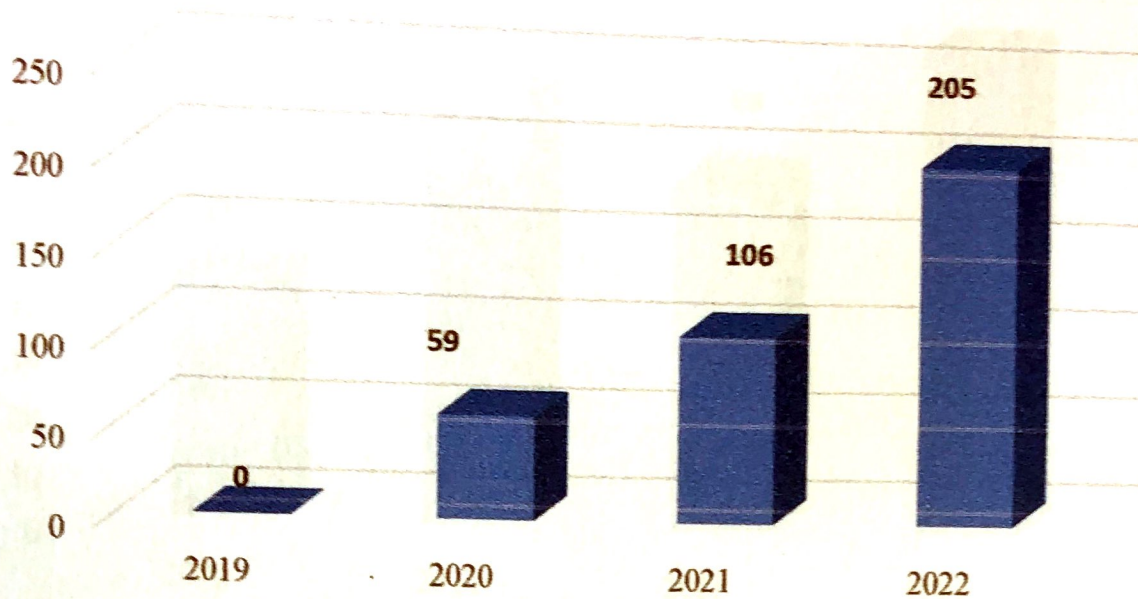
AVERAGE BLOOD UNITS TRANSFUSED



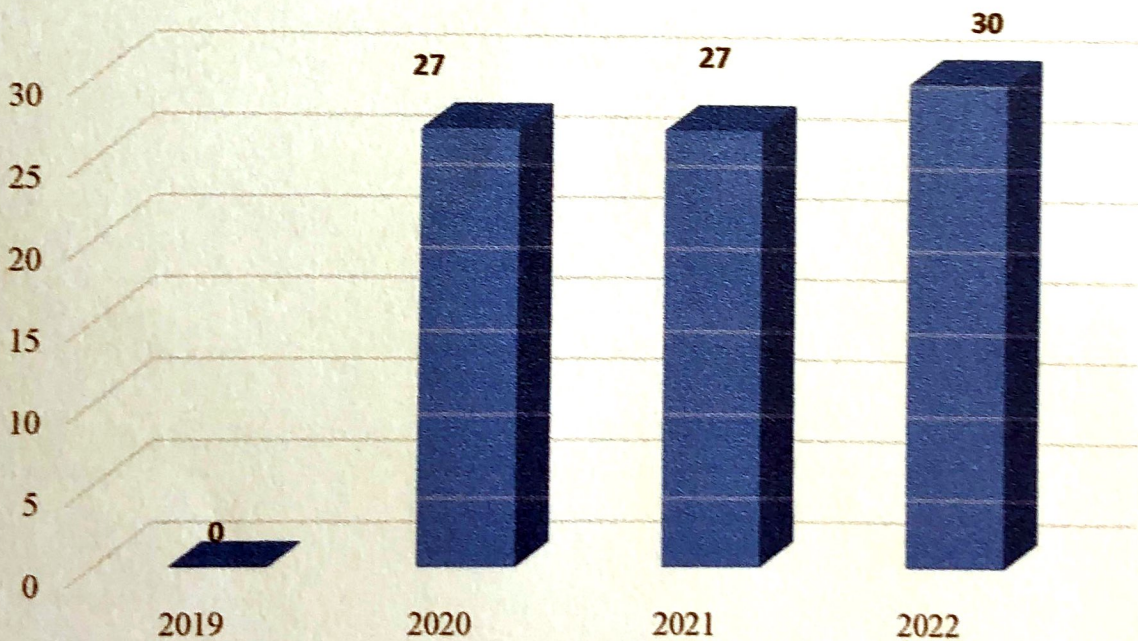
AVERAGE GENERAL WARD ADMISSION



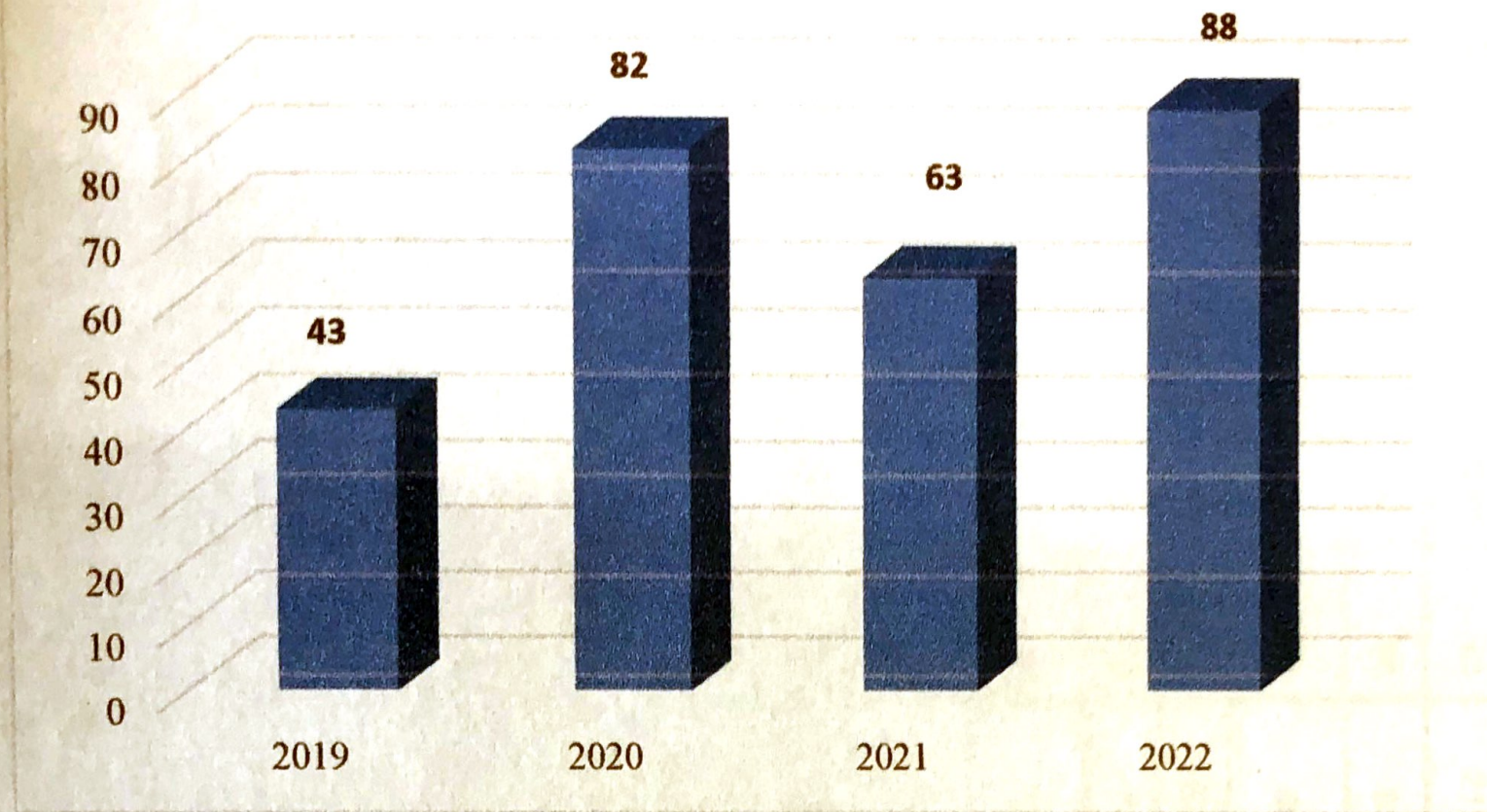
AVERAGE EXPRESS DOCTOR'S CONSULTATIONS



AVERAGE CAESAREAN SECTIONS



AVERAGE TOTAL DELIVERIES



Created with Scanner Pro